


NGA-PRO

Stainless steel pumps with open impeller

-  Clean water
-  Domestic use
-  Agricultural use
-  Industrial use



NGA 2 - PRO

NGA 3 - PRO

PERFORMANCE RANGE

- Flow rate up to **900 l/min** (54 m³/h)
- Head up to **20.5 m**

APPLICATION LIMITS

- Manometric suction lift up to **7 m**
- Liquid temperature between **-10 °C** and **+90 °C**
- Ambient temperature between **-10 °C** and **+40 °C**
- Max. working pressure:
 - **6 bar** for NGA1-PRO e NGA2-PRO
 - **10 bar** for NGA3-PRO
- Passage of suspended solids up to:
 - **Ø 12 mm** for NGA1-PRO e NGA2-PRO
 - **Ø 20 mm** for NGA3-PRO
- Continuous service **S1**

CONSTRUCTION AND SAFETY STANDARDS

EN 60335-1
IEC 60335-1
CEI 61-150

EN 60034-1
IEC 60034-1
CEI 2-3



EU REGULATION N. 547/2012

CERTIFICATIONS

Company with management system certified DNV ISO 9001: QUALITY



INSTALLATION AND USE

Suitable for use with liquids that are not chemically aggressive towards the materials from which the pump is made.

The open impeller design allows **liquids containing relatively high levels of impurities** to be pumped without the risk of the impeller clogging.

All of the components in contact with the pumped liquid are constructed in **stainless steel AISI 316**.

NGA-PRO pumps are particularly suitable for pumping liquids that are not completely clean, guaranteeing the passage of solids up to 20 mm and therefore applications such as: washing, circulation of cooling liquids, tanks etc.

Installation needs to be undertaken in well ventilated closed areas or anyway protected from bad weather.

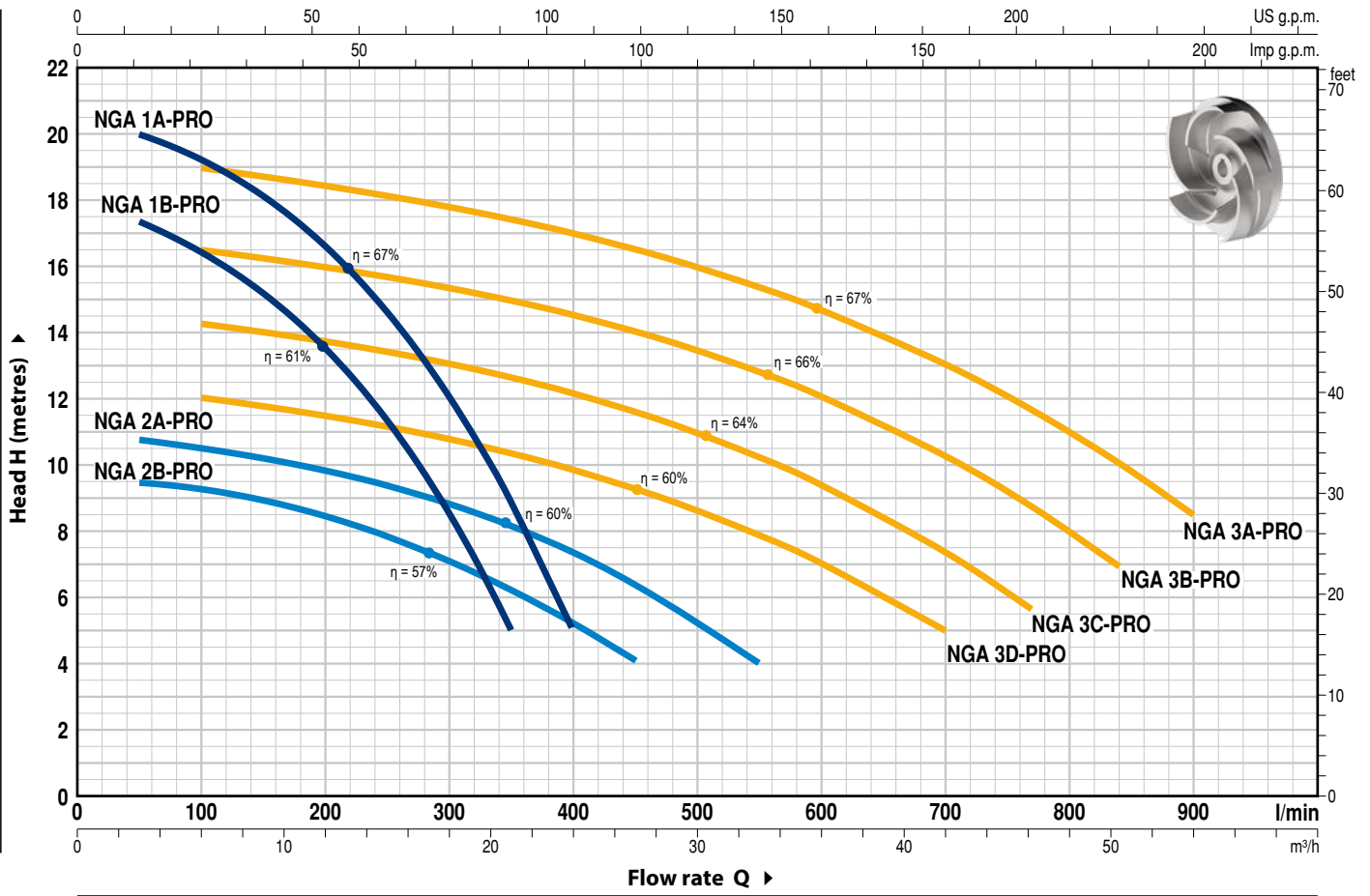
OPTIONS AVAILABLE ON REQUEST

- Special mechanical seal
- Standardised mechanical seal with anti-rotation (NGA3-PRO)
- Pump body with threaded ports NPT ANSI B 1.20.1
- On request up to **110 °C**
- Protection **IP X5** for **NGA 3-PRO**
- Other voltages or 60 Hz frequency
- Supply of ISO 228/1 flanges for intake and delivery ports in AISI 316 stainless steel



CHARACTERISTIC CURVES AND PERFORMANCE DATA

50 Hz n = 2900 min⁻¹ HS = 0 m



MODEL		POWER (P ₂)			Q	Flow rate											
Single-phase	Three-phase	kW	HP	▲		0	3	6	9	12	15	18	21	24			
NGAm 1B - PRO	NGA 1B - PRO	0.55	0.75	IE3	H metres	0	50	100	150	200	250	300	350	400			
NGAm 1A - PRO	NGA 1A - PRO	0.75	1			18	17.4	16.4	15.2	13.5	11.3	8.7	5				
						20.5	20	19.3	18.1	16.6	14.7	12.1	9	5			

TIPO		POWER (P ₂)			Q	Flow rate													
Single-phase	Three-phase	kW	HP	▲		0	3	6	12	18	24	27	33	42	46.2	50.4	54		
NGAm 2B - PRO	NGA 2B - PRO	0.55	0.75	IE3	H metres	0	50	100	200	300	400	450	550	700	770	840	900		
NGAm 2A - PRO	NGA 2A - PRO	0.75	1			9.5	9.4	9.3	8.4	7	5.2	4							
NGAm 3D - PRO	NGA 3D - PRO	1.1	1.5			11	10.8	10.5	9.8	8.8	7.4	6.4	4						
NGAm 3C - PRO	NGA 3C - PRO	1.5	2			12.5	-	12	11.5	10.8	9.8	9.3	7.8	5					
NGAm 3B - PRO	NGA 3B - PRO	1.8	2.5			14.8	-	14.4	13.8	13.1	12.2	11.7	10.3	7.4	5.7				
NGAm 3A - PRO	NGA 3A - PRO	2.2	3			17	-	16.5	16	15.3	14.5	14	12.8	10.3	8.8	7			
								19.5	-	19	18.4	17.8	17	16.5	15.4	13	11.5	10	8.5

Q = Flow rate H = Total manometric head HS = Suction height


Tolerance of characteristic curves in compliance with EN ISO 9906 Grade 3B.

▲ Three-phase motor efficiency class (IEC 60034-30-1)

NGA-PRO

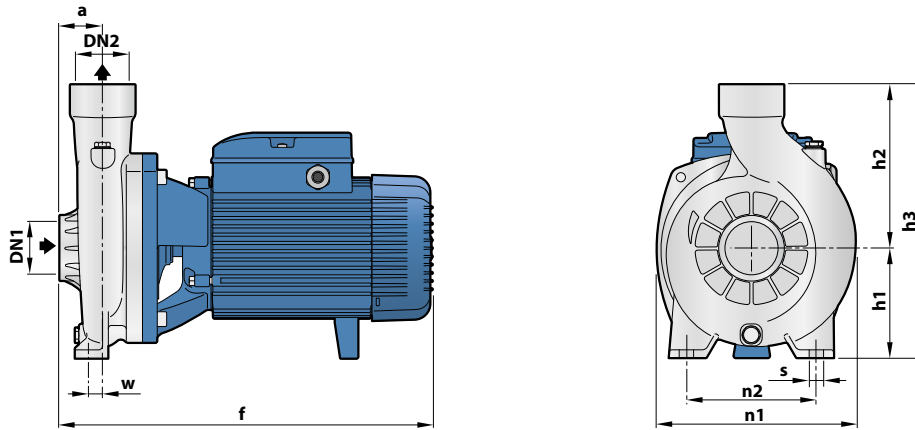
POS. COMPONENT CONSTRUCTION CHARACTERISTICS

1	PUMP BODY	Stainless steel AISI 316 complete with threaded ports in compliance with ISO 228/1						
2	BODY BACKPLATE	Stainless steel AISI 316						
3	IMPELLER	Open impeller in stainless steel AISI 316						
4	MOTOR SHAFT	Stainless steel AISI 316L						
5	MECHANICAL SEAL	<i>Pump</i>	<i>Tenuta</i>	<i>Shaft</i>	<i>Materials</i>			
		<i>Model</i>	<i>Model</i>	<i>Diameter</i>	<i>Stationary ring</i>	<i>Rotational ring</i>	<i>Elastomer</i>	<i>Spring</i>
		NGA1-PRO	AR-14S	Ø 14 mm	Graphite	Ceramic	Viton	AISI 316
		NGA1 HF-PRO						
NGA2-PRO	FN-18 V6	Ø 18 mm	Graphite	Ceramic	Viton	AISI 316		
6	BEARINGS	<i>Pump</i>	<i>Model</i>					
		NGA1-PRO	6203 ZZ / 6203 ZZ					
		NGA1 HF-PRO						
		NGA2-PRO						
7	CAPACITOR							
8	ELECTRIC MOTOR	<p>NGAm-PRO: single-phase 230 V - 50 Hz with thermal overload protector incorporated into the winding.</p> <p>NGA-PRO: three-phase 230/400 V - 50 Hz.</p> <p>⇒ The three-phase pumps are fitted with high performance motors in class IE3 (IEC 60034-30-1)</p> <ul style="list-style-type: none"> - Insulation: class F - Protection: IP X4 						



DIMENSIONS AND WEIGHT

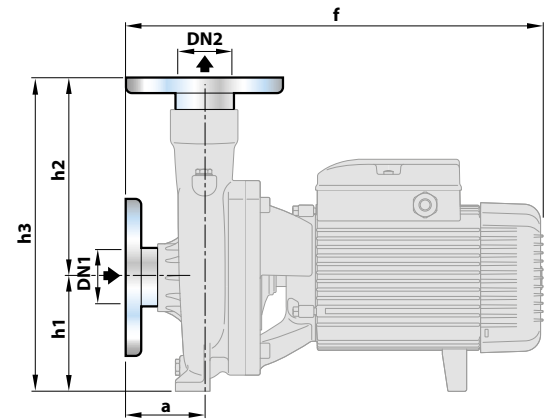
WITH THREADED PORTS



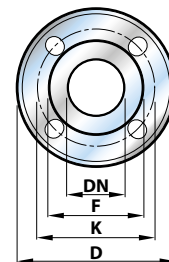
MODEL		PORTS		DIMENSIONS mm									kg	
Single-phase	Three-phase	DN1	DN2	a	f	h1	h2	h3	n1	n2	w	s	1~	3~
NGAm 1B - PRO	NGA 1B - PRO	1½"	1½"	40	299	92	135	227	190	160	6	11	12.9	12.7
NGAm 1A - PRO	NGA 1A - PRO			32									13.1	13.0
NGAm 1B HF - PRO	NGA 1B HF - PRO			32									13.2	13.0
NGAm 1A HF - PRO	NGA 1A HF - PRO			32									13.4	13.3
NGAm 2D - PRO	NGA 2D - PRO	2"	2"	48	387	120	178	298	217	140	18	11.5	20.9	21.0
NGAm 2C - PRO	NGA 2C - PRO			48									22.1	22.1
NGAm 2B - PRO	NGA 2B - PRO			48									24.5	24.8
NGAm 2A - PRO	NGA 2A - PRO			48									24.5	24.8

WITH FLANGED PORTS

MODEL		PORTS		DIMENSIONS mm				
Single-phase	Three-phase	DN1	DN2	a	f	h1	h2	h3
NGAm 1B - PRO	NGA 1B - PRO	40	40	60	334	92	156	248
NGAm 1A - PRO	NGA 1A - PRO			52				
NGAm 1B HF - PRO	NGA 1B HF - PRO			52				
NGAm 1A HF - PRO	NGA 1A HF - PRO			52				
NGAm 2D - PRO	NGA 2D - PRO	50	50	70	408	120	200	320
NGAm 2C - PRO	NGA 2C - PRO			70				
NGAm 2B - PRO	NGA 2B - PRO			70				
NGAm 2A - PRO	NGA 2A - PRO			70				



FLANGES	D mm	K mm	F mm	HOLES	
				N°	Ø (mm)
40	150	110	78	4	18
50	165	125	99	4	18



ABSORPTION AND CAPACITORS

MODEL	VOLTAGE		CAPACITANCE
	230 V	240 V	
Single-phase	230 V	240 V	(230 V or 240 V)
NGAm 1B - PRO	5.5 A	5.3 A	20 µF - 450 VL
NGAm 1A - PRO	6.0 A	5.8 A	20 µF - 450 VL
NGAm 2B - PRO	5.0 A	4.8 A	20 µF - 450 VL
NGAm 2A - PRO	5.7 A	5.5 A	20 µF - 450 VL
NGAm 3D - PRO	7.5 A	7.2 A	31.5 µF - 450 VL
NGAm 3C - PRO	9.5 A	9.1 A	45 µF - 450 VL
NGAm 3B - PRO	10.5 A	10.1 A	50 µF - 450 VL
NGAm 3A - PRO	12.5 A	12.0 A	50 µF - 450 VL

MODEL	VOLTAGE					
	230 V	400 V	690 V	240 V	415 V	720 V
Three-phase	230 V	400 V	690 V	240 V	415 V	720 V
NGA 1B - PRO	3.8 A	2.2 A	1.3 A	3.6 A	2.1 A	1.2 A
NGA 1A - PRO	4.2 A	2.4 A	1.4 A	4.0 A	2.3 A	1.3 A
NGA 2B - PRO	3.5 A	2.0 A	1.2 A	3.3 A	1.9 A	1.1 A
NGA 2A - PRO	4.0 A	2.3 A	1.3 A	3.8 A	2.2 A	1.3 A
NGA 3D - PRO	5.0 A	2.9 A	1.7 A	4.8 A	2.8 A	1.6 A
NGA 3C - PRO	6.1 A	3.5 A	2.0 A	5.8 A	3.4 A	1.9 A
NGA 3B - PRO	7.8 A	4.5 A	2.6 A	7.5 A	4.3 A	2.5 A
NGA 3A - PRO	8.3 A	4.8 A	2.8 A	8.0 A	4.6 A	2.7 A